


# Latour BTH-C 1150

115cm  
Canopy hood  
(Single motor)




Your life. Our passion




## ENERG

енергия · енергия



Britannia Living
Latour Canopy 115cm


---




A

# 56


kWh/annum




A<sub>BCDEFG</sub>



A<sub>BCDEFG</sub>



A<sub>BCDEFG</sub>



62.3

65/2014

### Britannia Latour 115cm Canopy Hood (Single Motor) (BTH-C 1150)

Product fiche compliant to Commission Delegate REGULATION (EU) No 65/2014

| Supplier                                  | Britannia Living    |                    |            |
|---|---------------------|--------------------|------------|
| Model Identifier                          | BTH-C 1150          |                    |            |
| Product Data                              | Symbol              | Unit               | Value      |
| Annual Energy Consumption                 | AEC <sub>hood</sub> | KWh/a              | 55.6       |
| Energy Efficiency Class                   |                     |                    | A          |
| Fluid Dynamic Efficiency                  | FDE <sub>hood</sub> |                    | 32.1       |
| Fluid Dynamic Efficiency Class            |                     |                    | A          |
| Light Efficiency                          | LE <sub>hood</sub>  | lux/W              | 28.3       |
| Light Efficiency Class                    |                     |                    | A          |
| Grease Filtering Efficiency               | GFE <sub>hood</sub> | %                  | 91.7000000 |
| Grease Filtering Efficiency Class         |                     |                    | B          |
| Minimum Airflow in Normal Use             |                     | m <sup>3</sup> /hr | 237.5      |
| Maximum Airflow in Normal Use             |                     | m <sup>3</sup> /hr | 507.4      |
| Airflow at Intensive Setting              |                     | m <sup>3</sup> /hr | 771.5      |
| A-weighted Sound Power at Minimum Speed   |                     | dB(A)              | 44         |
| A-weighted Sound Power at Maximum Speed   |                     | dB(A)              | 62         |
| A-weighted Sound Power at Intensive Speed |                     | dB(A)              | 71         |
| Power Consumption in Off Mode             | P <sub>o</sub>      | W                  | 0.00       |
| Power Consumption in Standby Mode         | P <sub>s</sub>      | W                  | 0.26       |

Additional data compliant to Commission Delegate REGULATION (EU) No 66/2014

|  |                     |                    |       |
|--|---------------------|--------------------|-------|
| Time Increase Factor                                   | f                   |                    | 0.8   |
| Energy Efficiency Index                                | EEl <sub>hood</sub> | %                  | 48.9  |
| Measured Air Flow at Best Efficiency Point             | Q <sub>BEP</sub>    | m <sup>3</sup> /hr | 423.7 |
| Measured Air Pressure at Best Efficiency Point         | P <sub>BEP</sub>    | Pa                 | 466   |
| Maximum Air Flow                                       | Q <sub>Max</sub>    | m <sup>3</sup> /hr | 787.4 |
| Measured Electric Power Input at Best Efficiency Point | W <sub>BEP</sub>    | W                  | 171.0 |
| Nominal Power of Lighting System                       | W <sub>L</sub>      | W                  | 7.8   |
| Average Illumination of Lighting System on cooktop     | E <sub>MIDDLE</sub> | lux                | 221   |

Products manufactured and tested in accordance with EU harmonised standards:

**Safety:** CEI/EN 60335-1; CEI/EN 60335-2-31; CEI/EN 62233. **Performance:** CEI/EN 61591; ISO 5167-1; ISO 5167-3; ISO 5168; CEI/EN 60704-1; CEI/EN 60704-2-13; ISO 3741; EN 50564; CEI 62301. **EMC:** EN 55014-1; CISPR 14-1; EN 55014-2; CISPR 14-2; CEI/EN 61000-3-2; CEI/EN 61000-3-3.

**Suggestions for reducing the environmental impact of this product:**

When you start cooking run the extractor at the lowest speed setting, only increasing the motor speed when fumes and cooking vapours require you to do so.

The appliance works more efficiently the shorter and straighter your duct run. Design your installation so that the duct length and number of bends are minimised.

Follow all recommendations relating to installation, use and maintenance described in the product manual.